

## Presentation on Bonding with Tree

"Trees are poems that the earth writes upon the sky." - Khalil Gibran



What would the world be like without trees? We would certainly miss their beauty. A summer without trees would be much hotter. Many animals would be without homes and food. Trees cover about one-third of the earth and are the largest plants in our world. They are extremely important in nature because they are the dominant living things in many ecosystems.

### The 'Adoption of a Tree' by Preps in April'23:

- Prep classes adopted different fruit trees for a year



**Prep B- Pomegranate Tree**



**Prep A - Plum Tree**




**Prep C - Fig Tree**

- The aim was to increase children's understanding of trees and develop various skills.

## Activities throughout the year centered around the adopted tree:

During a year-long observation of the tree children did activities to find about its

- parts and structure (roots, branches, trunk, leaves, fruits etc.),
- needs
- emotions
- origin
- age
- life it supports
- changes it goes through in different seasons
- distinct qualities
- local and scientific names
- importance in our life
- traditional and cultural relevance and so on.



The activities fostered curiosity and encouraged questions about tree importance. Overall, it helped children to connect with nature and learn about the value of trees as it facilitated observation, creativity, collaboration, and learning new information.

## Culminating Presentation in March:

- Children took responsibility for the presentation by understanding their roles and preparing for them.
- They created souvenirs and crafts using recycled materials and parts of the tree.
- Each class even prepared homemade treats related to their adopted fruit trees (like fig puran poli, fig shrikhand, fig gulab jamun, fig barfi, fig kootu curry, fig jam, refreshing coolers, anardana, prune cake, fresh summer fruit salad etc).
- Each class made their own choice of song, dance or story about their chosen tree.



Children were looking forward to do the presentation. We started with Prep C on 19<sup>th</sup> March, Prep B on 20<sup>th</sup> March and finally Prep A on 21<sup>st</sup> March. The presentations were elaborate and splendid.

Everything was set for the day. Entrance was decorated with welcome posters. The tables and chairs were laid out around the adopted trees. Parents were invited to watch children do their presentation. Each presentation started with a **welcome song 'Aadab, Sat Sri Akal...'**



**Day 1: Bonding with Fig tree by Prep C on 19<sup>th</sup> March'24 (Theme: Exploring the world of Fig trees)**



**Craft: Memories framed by nature**



**Winter holiday exploration**



**Theme song: School mein mere ek ped hai...**



**Reflecting on our journey**



**Story role-play: Fig tree and the geese**



**Folk dance 'Dabke' from Jordan, the origin country of Fig**



**Science experiments with the tree**



**Indoor games focusing on mathematical and logical reasoning skills**



**Live art and craft corner: Recycling parts of the tree**



**Geographer sharing about Fig producing countries in the world**



**Figs in India and Importance of Fig tree**



**Fig tea leaves: Healthy and amazing**



Regional culinary delights made using Fig



Cultural significance of Fig tree



Moraceae family of Fig tree



Sacred fig/ Ficus Religiosa - Tree of enlightenment



Everything you ever wanted to know about Fig tree from Neolithic age man



How to grow Fig tree?



Life on the Fig tree



Fig wasp: Co evolution in nature



Being a dendrochronologist



Souvenirs: Fig medals given to Olympiads in ancient Greece



Point for parents to create memories by striking a pose



**Day 2: Bonding with Pomegranate tree by Prep B on 20<sup>th</sup> March'24 (Theme: Celebrating our connection to the tree)**



**Craft: Beauty of diversity within our community**



**Theme song: Acknowledging roots and gratitude for the seed**



**Creative story telling: A tale of a helpful tree**



**Expressive arts: Persian dance**



**Linguistic exploration: Origin and its different names in India**



**Emotions of the tree**



**Products derived from pomegranate**



**Highlighting versatility and usefulness**



**Ecological insights through scientific explorations**



**Mathematical and cognitive activities**



**Souvenirs: Symbolizing belief in oneself**

**Day 3: Bonding with Plum tree by Prep A on 21<sup>st</sup> March'24 (Theme: Every tree has a story)**



**Craft: A kaleidoscope of butterflies**



**Theme song: One seed, two hands....**



**Pahadi folk dance: Pedu Paako...**



**Plum in Ayurveda**



**Story: Plum trouble**



**Origin and all about Plum tree**



**Plum farming in India**



**How to guess the age of the tree?**



**Tree our provider**



**Products of the Plum tree**



**Live food counter**



**Science experiment with the tree**



**Hands on math games corner**



**Being an entomologist**



Nature table



Nature Pookalam



Souvenirs: A flying bird hanging on nature frame


We are sure that this experience will become a fond memory for our children and that they will always remember and recall what they learnt through this activity.

### Learning outcome:


The aim of this year-long activity ending with a presentation was to give every child an opportunity to bond with nature and also develop holistically.

- During the making of the craft with parts of tree and music and movement, children were able to develop their gross and fine motor skills.
- There was socio-emotional development through the process of collaborative activities like songs and dances. Children also bonded with the adopted tree emotionally. They also learnt responsibility and the importance of nurturing life.
- Through the introduction of new words children enhanced their vocabulary. They enhanced their listening skills and learnt to respond during discussions. They also learnt to take and follow a set of given instructions.
- Cognitive development took place through scientific observations. The children were able to observe and assimilate information. It stimulated their mind to concentrate, retain and think in creative and divergent ways. Basic pre number/number concepts were integrated through games and activities that children did to engage with parents and other visitors during the presentation.
- Senses were refined through exploring nature. They enhanced their senses by feeling barks of different trees, by tasting fruits of different trees and by smelling different parts of the tree.

### Illustrative recall by children:







**Feedback from parents:**

This was beautiful - the attention to detail and the passion and commitment with which everyone was involved. Loved it!

Amye  
(Nancy's mum)

Never thought it will be like this, great event, environment enthusiastic kids. I thank all the staff and teachers for such wonderful event and taking care of kids during their journey at Santa Maria

Jim  
Dev



Happy reading!

Warm Regards,

Prep Team