

# Santa Maria Integrated Learning Environment

4 Green Avenue Lane, Vasant Kunj, New Delhi-70

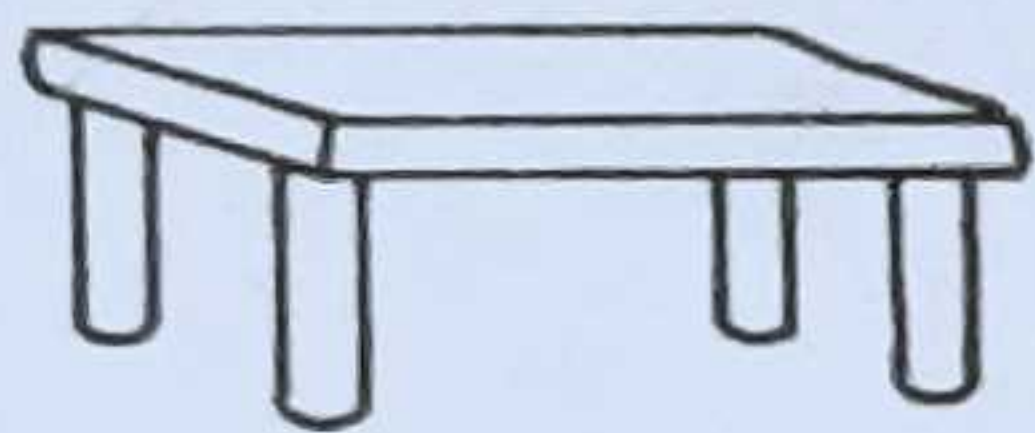
Name: Saksham

Class: Prep C

Date: 9.12.2021

This worksheet is to be done on 9.12.21

- Look at the pictures in the first column and collect them from your house.
- Now measure one side of the object using your hand span
- Once you have measured its side and you know how many hand spans it took to measure it, draw those many hand spans in the space given with each object.
- The first one is done for you.




3




Papa

2 hand spans




2





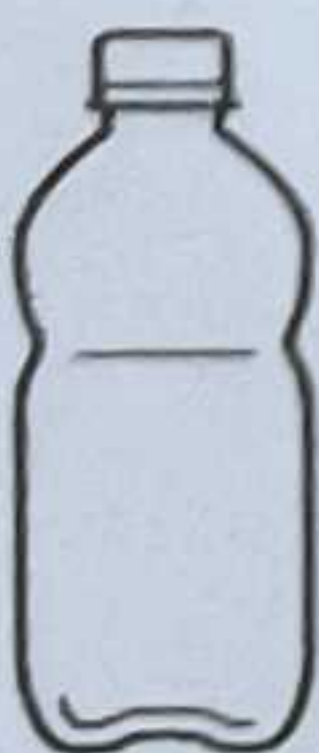
Papa

1 hand span






papa

1 hand span



papa

2 hand spans



papa

2 hand spans

hand span is different for papa because the hands are bigger, my (saksham's) hands are smaller.